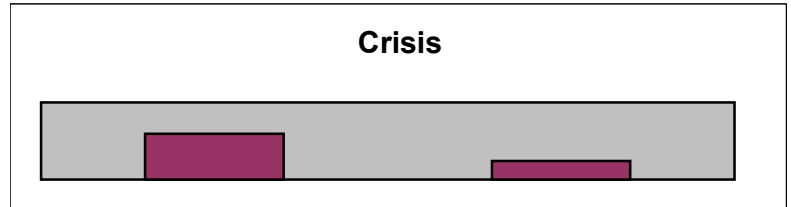


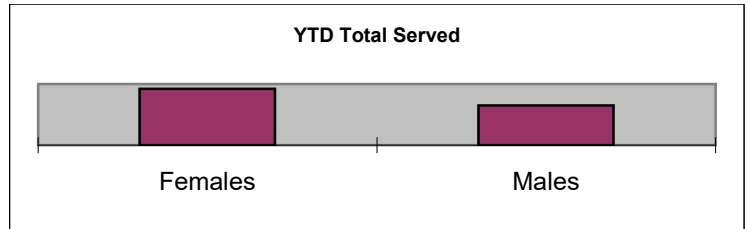
CRISIS Program YTD

Adult	119
Child/Adolescent	48
Total Served	167



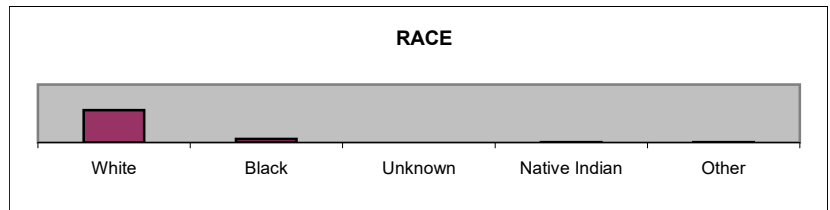
**OUTPATIENT YTD (accumulative)
OUTPATIENT (YTD) TOTAL REGISTRATIONS**

Females	184
Males	130
Total Served	314



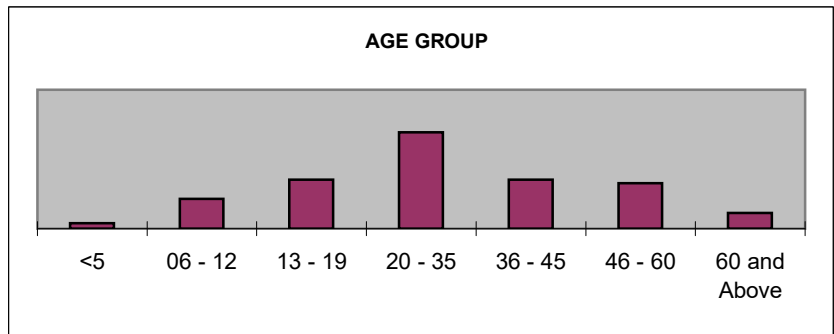
Race of Clients Registered YTD

White	278
Black	31
Unknown	0
Native Indian	3
Other	2
Total	314



Registration age group YTD

<5	6
06 - 12	32
13 - 19	53
20 - 35	104
36 - 45	53
46 - 60	49
60 and Above	17
Total	314



Monthly Data Only

June 2016

Referral Source	
Court	4
Physician/Hospital	1
Jail/Police	0
Family	1
Self	9
School	0
Nursing Home	0
Employer	0
Parole/Probation	4
Other	1
DCFS	1

21

First Time Admissions 14

Re-admissions 7
 Total Admissions **21**

Pay Source	
Medicaid	17
Private Pay	0
Insurance	2
Medicare	0
CCBY Grant	0
Contract	
DASA	2
Other	0
	21

Unduplicated Total Served for the Month
341

Crisis Program

Adult	14
Adolescen	3
	17

Crisis Program Pay Source	
Medicaid	6
Crisis Contract	11
	17